



A Literature Survey on Wearable Patch For Wireless Communication

Sushil Kumar Tiwari, Prof. Devendra Patle (*Associate Professor*)

^{1,2}Department of Electronics & Communication Engineering

^{1,2} School of Engineering

^{1,2}SSSUTMS, Sehore,(M.P), INDIA,

¹sushilt.1634@gmail.com, ²devendrapatlebg@gmail.com

Abstract— The current generation of wireless communication is based on Wi-Fi and Wi-Max devices. Most of the communication devices are worked on non flexible tuning element. In the survey paper discuss on the flexible wearable antenna. Flexible antenna is the next generation technology. In this reseach work discuss the different flexible substrate and based antenna. Flexible substrate play an important role for designing of next generation patch antenna. Also shows the different literature survey on flexible antenna presented in the last decade by different researcher The major substrate are used by kapton substrate, polyimide Substrate, paper substrate, kapton polyimide substrate, inexpensive flexible substrates, Flexible substrate and blend substrate. In the survey paper also shows the comparative analysis of different research work on the basis of shape and method adopted for designing.

Keywords— Dipole Antenna, CST, VSWR, Gain, Wi-Fi, Printed Dipole Antenna, and Wi-Max

I. INTRODUCTION

Flexible and wearable antennas have attracted considerable attention recently due to their potential advantages of low-cost, lightweight, reduced fabrication complexity, convenient integration, and conformability. The utilization of the inexpensive flexible substrates (i.e., polyimide, research works, plastics, and polyethylene) is used instead of using rigid and brittle one. The microstrip patch antennas have got a good attention due to its planar configuration, lower profile, and effortlessness integration with connected electronics. Since the inception of microstrip antenna tremendous research effort has been made to meet the impedance and radiation pattern requirement of the modern compact wireless communication devices. However, due to their lower profile and compact size benefit, microstrip antennas have to face the narrow impedance bandwidth challenge. A substrate (also called a wafer) is a solid (usually planar) substance onto which a layer of another substance is applied, and to which that second substance adheres. In solid-state electronics, this term refers to a thin slice of material such as silicon, silicon dioxide, aluminum oxide, sapphire, germanium, gallium arsenide (GaAs), an alloy of silicon and germanium, or indium phosphide (InP). These serve as the foundation upon which electronic devices such as transistors, diodes, and especially integrated circuits

(ICs) are deposited. Flexible substrate can be defined as a technology for assembling electronic circuits by mounting electronic devices on flexible plastic substrates, such as polyimide PEEK or transparent conductive polyester film. Additionally, flex circuits can be screen printed silver circuits on polyester. Flexible substrates may be manufactured using identical components used for rigid printed circuit boards, allowing the board to conform to a desired shape, or to flex during its use. The Many studies have significantly contributed to improve the performance of printed antennas using metals like silver, copper, or gold because of their high electrical conductivity. However, noticeably less research has been dedicated to the development of printed antennas using conductive polymers.

1.2 Flexible Antenna

Flexible antennas operating in wireless local area network (WLAN) can provide a route to creating high speed wireless data transmission systems that can be combined with other flexible devices to transmit and receive signals in a myriad of applications. Antenna designs utilizing novel materials and techniques have been demonstrated in flexible forms. However, many of the antennas were incompatible with existing flexible electronic devices, or limited by rigid substrates that were too thick to be integrated in the body. Moreover, most of

the reports use tissue mimicking gels as their design parameters, but such approach does not prove that the antennas may be used in practical applications.

INKJET printing technology is investigated and wide utilized as another fabrication methodology to the conventional subtractive fabrication ways, like milling and etching. Inkjet printing could be a kind of computer printing that recreates a digital image by propellant droplets of ink onto paper, plastic, or different substrates. Inkjet printers are the most commonly used type of printer, and range from small inexpensive consumer models to expensive professional machines. The importance of “green”, scalable and cost-efficient technology is ever increasing for numerous applications like the Internet of Things (IoT), the radio frequency identification tags (RFIDs), and the wireless sensor networks (WSNs). The inkjet printing technology does not produce any byproducts because it only deposits the controlled amount of functionality inks such as silver nano particles on desired position. damaged.

II. LITERATURE SURVEY

Xingce Fan, et.al. With the growing development of the Internet of things, wearable electronic devices have been extensively applied in civilian and military fields. As an essential component of data transmission in wearable electronics, a flexible antenna is one of the key aspects of research. Conventional metal antennas suffer from a large skin depth, and cannot satisfy the requirements of wearable electronics such as light weight, flexibility, and thinness. Recently, a group of two-dimensional metallic metal carbides (named MXenes) have been explored as building blocks for high-performance flexible antennas with excellent flexibility and superior mechanical strength. The appearance of hydrophilic functional groups at the surface of a MXene allows simple, scalable, and environmentally friendly manufacturing of MXene-based antennas. In this minireview, some pioneering works of MXene-based flexible radio frequency components are summarized, and the existing bottlenecks and the future trends of this promising field are discussed [1].

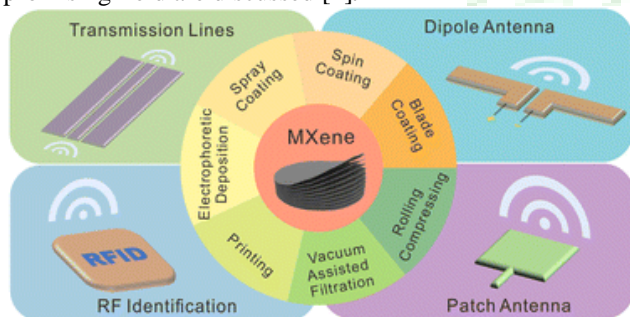


Fig.1 MXene flexible antenna

Vikas Jain et.al. (2022) A flexible wearable fractal antenna having compact size has been proposed in this research work. Five different textile materials have been analysed and based on minimum size for 2.45 GHz ISM band applications, the denim substrate based antenna has been selected as most suitable antenna. The denim substrate based antenna has a size reduction of 24.1% and fractional bandwidth of 5.9%. The fabricated prototype of

the denim substrate based antenna has been tested experimentally and has been found that there is a good matching between simulated and measured results. Also, the bending analysis shows that the bending of the antenna in horizontal and vertical direction with 45 mm bending radius does not significantly affect the resonant frequency and other parameters of the antenna. An equivalent circuit has also been proposed for this proposed antenna. The comparison of the proposed antenna with earlier published results show that this antenna is a suitable candidate for BAN applications having better size reduction and other characteristics [2].

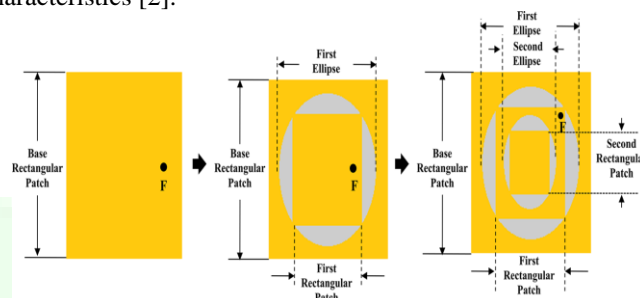


Fig.2 Geometry flexible antenna

Amal Afyf et.al. [2020], In this research work author represent a flexible and body centric trans-receiver device for S band. The new structure improves on previous passive microwave imaging systems in that it is highly flexible, cost-effective to fabricate, and light-weight. Simulations were carried out with CST, exploiting a layered (inhomogeneous) model with different dielectric constants and loss tangents to capture the effect of surrounding tissues [4].

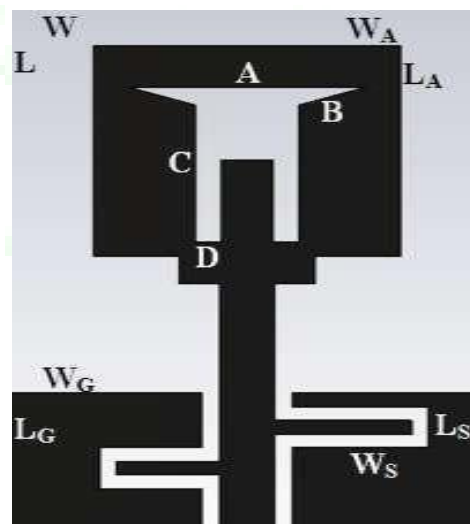


Fig. 1.flexible CPW antenna

Wang, Chao, et.al.[2019], This work present a low-cost and highly flexible patch antenna for IoT applications in the 2.4 GHz ISM band was fabricated using a commercial of the shelf (COTS) flexible silicone sponge rubber substrate backed by a flexible copper wire mesh in order to demonstrate feasibility of the materials as a substrate for flexible and conformal RF devices. The presented antenna can be significantly deformed

mechanically without deterioration in RF performances when conformed to a surface with high curvature radius, except for the maximum gain which steadily decreases from the flat case to the case of $R = 35$ mm, for a total reduction in maximum gain of 1.96 dBi due to the decrease of the antenna equivalent aperture. The antenna can be flexed repeatedly without any permanent damage, which enables application such as flexible conformal patch array and mechanical beam steering for example [5].

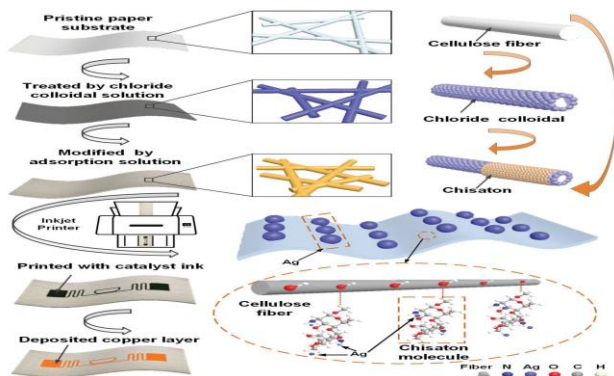


Fig. 2. Fabricating Process Flexible RFID on paper substrates via Inkjet Printing

Li et.al. [2018], A patch antenna having the inkjet-printing of bandwidth-enhanced is presented with detailed simulation and measured results. The designs which are used are multi-layer and fractal designs for getting a compact size of the antenna. The measured impedance bandwidth for $|S_{11}| < -10$ dB covers 4.79–5.04 GHz. The antennas which are inkjet printer show steadiness and tolerance under different bending radii of curvature. A 2-bit, 4-element PAA is been made and proved to work well through the beam steering experiments. These fabrication method of the antenna used in this paper shows the potential applications in on-package and on-chip printed antennas[6].

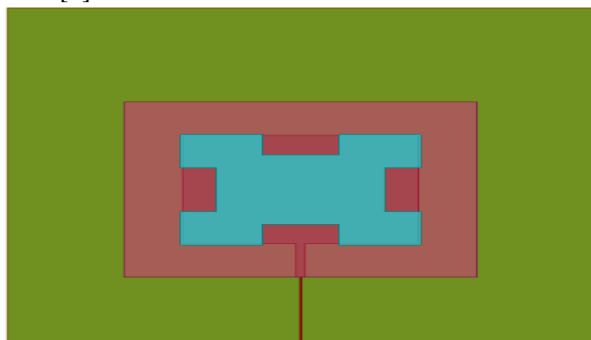


Fig. 3. Top view of Flexible Inkjet antenna

Kumari et.al. [2016], In this the study of multiband Bow Tie antenna with circular arm and fractal geometry is given. The multiband operation is achieved by Apollonian Gasket of Fractals which is the combination of mutually tangent circles. 3 iterations have been designed in this antenna and the best result is obtained in 2nd iteration. The two circular slots have also been cut and the UWB band is gained. The resonating frequencies came out were 4 having a very low reflection coefficient. The antenna is fabricated using etching process and tested using VNA. The given

antenna shows a good omni directional radiation pattern. The efficiency gained every time is more than 40%. It is simulated by in ZELAND IE3D 15.3 software and validates the purpose of this antenna to be used in satellite, cellular mobile and radar application[7].

Shao et.al [2015], An elastic RFID tag antenna has been made here which is a textile-based broadband, fabricated and tested. The antenna which was designed here gets a bandwidth of 263MHz in free space. It also upholds its tuned behavior when placed on dielectrics with unstable permittivity. Many versions were also made and tested. The outcome was that the designed tags give better performances when judged against an existing commercial tag. The work done by the tag antenna then doesn't decrease its efficiency under mechanical deformation up to 10%, which makes it a good candidate for elastic and hostile environments[8].

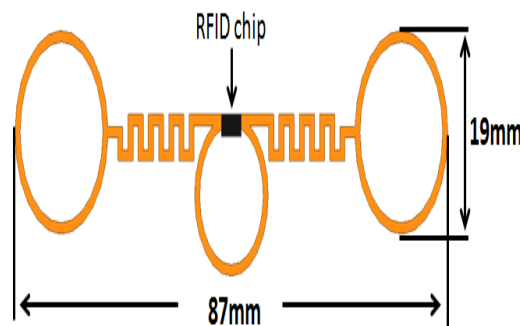


Fig.4 Design of the Flexible RFID tag antenna

Naidu et.al [2015], The process of making a compressed ACS-fed antenna having multiple bands. The testing of the sample is been done here. The resonances are independently tunable. The measured impedance bandwidths are about 200 MHz from 2.40–2.60 GHz, and 2800 MHz from 3.2–6.0GHz. The good return loss characteristics, compact size with simple geometry, wide impedance bandwidth with omnidirectional radiation patterns along with acceptable peak gains make the proposed antenna a suitable candidate for 2.4 GHz Bluetooth/Wi-Bree/Zigbee, 2.4/5.2/5.8 GHz WLAN, 3.5/5.5GHz Wi-MAX, 5.9GHz WAVE and 4.9 GHz US public safety system applications. The technique is validated by designing another similar antenna operation in 1.8/1.9 PCS, 3.5/5.5GHz Wi-MAX, 5.2/5.8GHz WLAN bands[9].

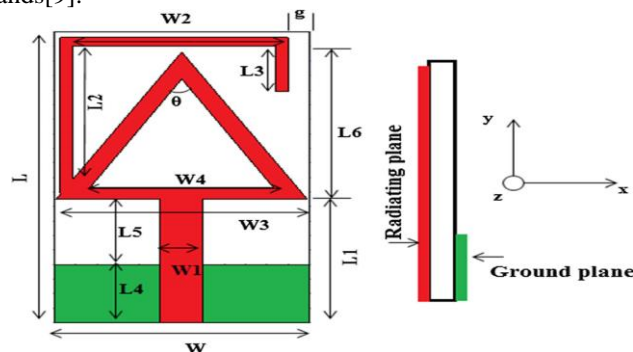


Fig. 5 Geometry of the Flexible dual-band microstrip antenna

Hamouda et.al [2015] ,In this study, an organic antenna using multiwall CNTs doped PANI is proposed. Kapton is been selected and used as it offers wanted mechanical properties (lightweight, flexible and conformal) which allow the development of mechanically flexible planar antennas having the complex geometries. Crumpled antennas are been made with kapton due to its flexibility and of the doped conductive polymer made it possible to make a good antenna. The measured resonant frequency peaks are situated around 1.9 and 5.7 GHz offering a dual-band operation. These peaks present a -10 dB bandwidth of 51% and 60%, respectively, which permits to cover the frequency bands of interest (PCS, WLAN, and wireless network). The derivation derived for the gain that has been found to be quite similar in simulation and measurement studies. The realized gain at 5.8 GHz is about 2.48 dBi. The prospect of incorporating them in future flexible electronic devices which are operating in multiple frequency bands and in body-worn electronics without impairing mechanical and electrical properties[10].

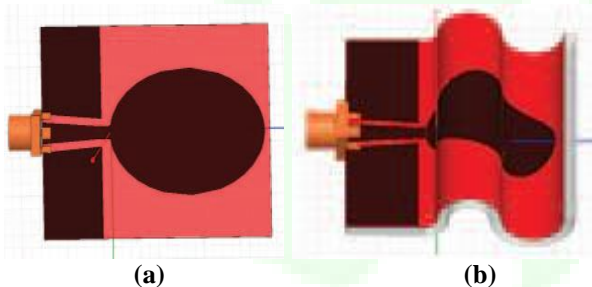


Fig. 6. HSSF layout views of antennas designed on kapton substrate with (a) uncrumpled and (b) crumpled structures.

Quarfoth et.al [2015] The metal surfaces with patterns on it is used to design a flexible antenna. Usage of metal is done because it is useful in stretching or contracting during bending without plastically deforming or breaking. The metal sheets are joined to each face of a silicone substrate and that’s how an antenna is been designed. The antenna can be bent in any direction and maintains its shape in either flat or bent positions and the frequency shift is also very low or minimal on bending. The antenna gain was slightly lower than an ideal patch due to losses in the silicone substrate and the patterned metal. The metal sheets which were used in here were also embedded in an RTV silicone sealant[11].




Fig. 7. Fabricated flexible antenna. (a) shows the flat antenna, and (b) shows the same antenna while bent.

Jung et.al. [2015] The flexible antenna with a Parylene C coating with good electrical performance in WLAN frequency has been presented and the coating and bending gives a negligible effect in its performance. The tuning of the WLAN antenna for implantable applications is been displayed. When different types of tissues and animals have been taken for the experimentation, the electrical parameters vary; this technique presents a simple approach in fabricating an implantable antenna. Study of the effect and impact from radiation and specific absorption rate (SAR) on the body remains one of the future tasks. If this design gets its success then an antenna originally designed for operating in air can give some instructive hints for designing implantable antennas that can transform from various types of existing antennas that were originally designed to operate in air [12].



Fig. 8. Geometry and dimensions of designed antenna

Kim et.al.[2016]The inkjet printing process of silver nano particles on thick substrates, such as a PMMA and RT/Duroid 5880, for microwave applications as well as the fabrication process of fully inkjet-printed low-cost vias and SIW components are made. The inkjet-printed silver nano particle inks on PMMA feature good conductivity values ($4.5 \times 10^6 \sim 8.0 \times 10^6$ S/m) to implement practical microwave topologies. The totally inkjet-printed vias on the PMMA substrate were enforced by introducing a unique stepped via whole configuration with an exponentially tapered radial profile[13].




Fig. 9 (a) Perspective view of the fabricated antenna. (b) Rear view of the fabricated antenna

III. FLEXIBLE SUBSTRATE

For the deigning of flexible Tunable patch required flexible substrate. In this section discuss the various flexible substrate theses are used.

A. Kapton Substrate-It's used in the design makes the antenna suitable for being implemented or pasted on clothes.

B. Polyimide Substrate- It's a flexible substrate with a thickness of HS and dielectric constant of 3.4. In order to maintain the flexibility of the antenna.

C. Paper Substrate- In this flexible substrate. There are no proper anchor point that catalytic ion can bond with on the substrate. Therefore, the adhesion of copper layer deposited on the paper substrate is not enough for the metal antenna of RFID tags.

D. Kapton Polyimide Substrate-The substrate selected is kapton because it offers desirable mechanical properties (flexible, conformal, and lightweight) allowing the development of mechanically flexible planar antennas with potentially complex geometries.

E. Inexpensive Flexible Substrates- polyimide, papers, plastics, and polyethylene are use as inexpensive flexible substrate, instead of using rigid and brittle.

F. Flexible substrate- is soldered at the front center to form a circular shape. The inner and outer conductors of the coaxial cable are connected to the left and right sides of the feeding gap (g1), respectively.

G. Blend substrate-blend substrate which can be three-dimensional for irregular plastic materials to be embedded inside the device as internal antennas.

IV. CONCLUSION

In this survey paper discuss the flexible substrate based Tunable antenna. Flexible substrate play an important role for designing of next generation patch antenna. Also shows the different literature survey on flexible antenna presented in the last decade by different researcher The major substrate are used by kapton substrate, polyimide Substrate, paper substrate, kapton polyimide substrate, inexpensive flexible substrates, Flexible substrate and blend substrate. In the survey paper also shows the comparative analysis of different research work on the basis of shape and method adopted for designing.

Table - 1Comparative Analysis of Different Flexible Antenna

Title	Author Name	Year	Method	Shape
Flexible two-dimensional MXene-based antennas	Fan, Xingce, et.al.	[2023]	Two-Dimensional Metallic Metal Carbides	Square with cuts
Investigations on the Design of Compact Flexible Wearable Fractal Patch Antenna for Body Area Networks Applications.	Jain, Vikas et.al.	[2022]	Fractal patch	Geometry of the wearable fractal patch antennas
Flexible and Transparent Circularly Polarized Patch Antenna for Reliable Unobtrusive Wearable Wireless Communications	Abu Sadat Md. Sayem et.al.	[2021]	Flexible and transparent CP circular patch antenna	Circular patch
Flexible Wearable Antenna for Body Centric Wireless Communication in S-Band	Amal et.al.	[2020]	CST-MWS	II- shaped slot
Flexible RFID Tag Metal Antenna on Paper- Based Substrate by Inkjet Printing Technology	Wang Chao et.al.	[2019]	RFID	U-shape
Inkjet printing of wide band stacked microstrip patch array antenna on ultra thin flexible substrates	Li et.al.	[2018]	“Subtractive” manufacturing method	U-shape
Broadband textile-based passive UHF RFID tag antenna for elastic material	Shao et.al	[2015]	UHF RFID	rectangular shape,
Design, simulation of a compact triangular shaped dual-band microstrip antenna for 2.4 GHz Bluetooth/WLAN and UWB applications	Naidu et.al	[2015]	CPW	triangular shaped

Dual-band elliptical planar conductive polymer antenna printed on a flexible substrate	Hamouda et.al	[2015]	stencil printing method	crumpling shape
Flexible patch antennas using patterned metal sheets on silicone	Quarfoth et.al	[2015]	Inkjet printing methods	general shape
A compact parylene-coated WLAN flexible antenna for implantable electronics	Jung et.al.	[2016]	CPW	U-shape

REFERENCES

- [1.] Fan, Xingce, Xiaohu Zhang, Ya Li, Hongjun He, Qixing Wang, Leilei Lan, Wenzhe Song, Teng Qiu, and Weibing Lu. "Flexible two-dimensional MXene-based antennas." *Nanoscale Horizons* 8, no. 3 (2023): 309-319.
- [2.] Jain, Vikas, and Balwinder S. Dhaliwal. "Investigations on the Design of Compact Flexible Wearable Fractal Patch Antenna for Body Area Networks Applications." *Wireless Personal Communications* 126, no. 2 (2022): 1443-1458.
- [3.] Sayem, Abu Sadat Md, Roy BVB Simorangkir, Karu P. Esselle, Ali Lalbakhsh, Dinesh R. Gawade, Brendan O'Flynn, and John L. Buckley. "Flexible and transparent circularly polarized patch antenna for reliable unobtrusive wearable wireless communications." *Sensors* 22, no. 3 (2022): 1276.
- [4.] Saxena, Anurag, and Vinod Kumar Singh. "Antenna for S-Band Application Utilizing Flexible Material." *International Journal of Broadband Cellular Communication* 5, no. 1 (2020): 1-4.
- [5.] Le Goff, D., Y. Song, L. Barbier, T. H. Chio, and K. Mouthaan. "Low-cost and highly flexible antenna for 2.4 GHz IoT applications." In 2019 IEEE International Symposium on Antennas and Propagation and USNC-URSI Radio Science Meeting, pp. 871-872. IEEE, 2019.
- [6.] Sallam, M. O., Kandil, S. M., Volski, V., Vandenbosch, G. A., & Soliman, E. A. (2017). Wideband CPW-fed flexible bow-tie slot antenna for WLAN/WiMax systems. *IEEE Transactions on Antennas and Propagation*, 65(8), 4274-4277.
- [7.] Jun, S., Benito Sanz-Izquierdo, J. Heirons, C. X. Mao, Steven Gao, D. Bird, and A. McClelland. "Circular polarised antenna fabricated with low-cost 3D and inkjet printing equipment." *Electronics Letters* 53, no. 6 (2017): 370-371.
- [8.] Grubb, Peter Mack, Harish Subbaraman, Saungeun Park, Deji Akinwande, and Ray T. Chen. "Inkjet printing of high performance transistors with micron order chemically set gaps." *Scientific reports* 7, no. 1 (2017): 1202.
- [9.] Kumari, Namrata, and Deepak C. Karia. "Design of Apollonian Gasket Bow Tie antenna for satellite application." In *Global Trends in Signal Processing, Information Computing and Communication (ICGTSPICC), 2016 International Conference on*, pp. 291-297. IEEE, 2016.
- [10.] Kim, Sangkil, Atif Shamim, Apostolos Georgiadis, Hervé Aubert, and Manos M. Tentzeris. "Fabrication of fully inkjet-printed vias and SIW structures on thick polymer substrates." *IEEE Transactions on Components, Packaging and Manufacturing Technology* 6, no. 3 (2016): 486-496.
- [11.] Tehrani, Bijan K., Benjamin S. Cook, and Manos M. Tentzeris. "Inkjet printing of multilayer millimeter-wave Yagi-Uda antennas on flexible substrates." *IEEE Antennas and Wireless Propagation Letters* 15 (2016): 143-146.
- [12.] Grubb, Peter Mack, Fazel Bidoky, Ankit Mahajan, Harish Subbaraman, Wentao Li, Daniel Frisbie, and Ray T. Chen. "X-band printed phased array antennas using high-performance CNT/ion gel/Ag transistors." In *Laser 3D Manufacturing III*, vol. 9738, p. 973813. International Society for Optics and Photonics, 2016.
- [13.] McKerricher, Garret, Don Titterington, and Atif Shamim. "A fully inkjet-printed 3-D honeycomb-inspired patch antenna." *IEEE antennas and wireless propagation letters* 15 (2016): 544-547.
- [14.] Shao, Shuai, Asimina Kiourti, Robert J. Burkholder, and John L. Volakis. "Broadband textile-based passive UHF RFID tag antenna for elastic material." *IEEE Antennas and Wireless Propagation Letters* 14 (2015): 1385-1388.
- [15.] Naidu, Praveen Vummadisetty, and Akshay Malhotra. "Design & analysis of miniaturized asymmetric coplanar strip fed antenna for multi-band WLAN/WiMAX applications." *Progress In Electromagnetics Research* 57 (2015): 159-171.
- [16.] Hamouda, Z., J-L. Wojkiewicz, A. A. Pud, L. Kone, B. Belaabed, S. Bergheul, and T. Lasri. "Dual-band elliptical planar conductive polymer antenna printed on a flexible substrate." *IEEE Transactions on Antennas and Propagation* 63, no. 12 (2015): 5864-5867.
- [17.] Quarfoth, Ryan, Yunshun Zhou, and Daniel Sievenpiper. "Flexible Patch Antennas Using Patterned Metal Sheets on Silicone." *IEEE Antennas and Wireless Propagation Letters* 14 (2015): 1354-1357.

- [18.] Jung, Yei Hwan, Yijie Qiu, Subin Lee, Ting-Yen Shih, Yuehang Xu, Ruimin Xu, Juhwan Lee et al. "A compact parylene-coated WLAN flexible antenna for implantable electronics." *IEEE Antennas and Wireless Propagation Letters* 15 (2015): 1382-1385.
- [19.] Unnikrishnan, Divya, Darine Kaddour, Smail Tedjini, Eloise Bihar, and Mohamed Saadaoui. "CPW-fed inkjet printed UWB antenna on ABS-PC for integration in molded interconnect devices technology." *IEEE Antennas and Wireless Propagation Letters* 14 (2015): 1125-1128.
- [20.] Ahmed, Sana, Farooq A. Tahir, Atif Shamim, and Hammad M. Cheema. "A compact Kapton-based inkjet-printed multiband antenna for flexible wireless devices." *IEEE Antennas and Wireless Propagation Letters* 14 (2015): 1802-1805.
- [21.] Khaleel, Haider Raad. "Design and fabrication of compact inkjet printed antennas for integration within flexible and wearable electronics." *IEEE transactions on components, packaging and manufacturing technology* 4, no. 10 (2014): 1722-1728.
- [22.] Bitto, Jo, Bijan Tehrani, Benjamin Cook, and Manos Tentzeris. "Fully inkjet-printed multilayer microstrip patch antenna for Ku-band applications." In *Antennas and Propagation Society International Symposium (APSURSI), 2014 IEEE*, pp. 854-855. IEEE, 2014.
- [23.] Cook, Benjamin S., Bijan Tehrani, James R. Cooper, and Manos M. Tentzeris. "Multilayer inkjet printing of millimeter-wave proximity-fed patch arrays on flexible substrates." *IEEE Antennas and wireless propagation letters* 12 (2013): 1351-1354.
- [24.] Chauraya, Alford, William G. Whittow, J. Yiannis C. Vardaxoglou, Yi Li, Russel Torah, Kai Yang, Steve Beeby, and John Tudor. "Inkjet printed dipole antennas on textiles for wearable communications." *IET Microwaves, Antennas & Propagation* 7, no. 9 (2013): 760-767.
- [25.] Subbaraman, Harish, Daniel T. Pham, Xiaochuan Xu, Maggie Yihong Chen, Amir Hosseini, Xuejun Lu, and Ray T. Chen. "Inkjet-printed two-dimensional phased-array antenna on a flexible substrate." *IEEE Antennas and Wireless Propagation Letters* 12 (2013): 170-173.
- [26.] Maza, Armando Rodriguez, B. Cook, G. Jabbour, and Atif Shamim. "based inkjet-printed ultra-wideband fractal antennas." *IET microwaves, antennas & propagation* 6, no. 12 (2012): 1366-1373.
- [27.] Chen, Maggie Yihong, Daniel Pham, Harish Subbaraman, Xuejun Lu, and Ray T. Chen. "Conformal Ink-Jet Printed C-Band Phased-Array Antenna Incorporating Carbon Nanotube Field-Effect Transistor Based Reconfigurable True-Time Delay Lines." *IEEE Transactions on Microwave Theory and Techniques* 60, no. 1 (2012): 179-184.
- [28.] Shaker, George, Safieddin Safavi-Naeini, Nagula Sangary, and Manos M. Tentzeris. "Inkjet printing of ultrawideband (UWB) antennas on paper-based substrates." *IEEE Antennas and Wireless Propagation Letters* 10 (2011): 111-114.
- [29.] Pavlidis, Dimitrios, and Hans L. Hartnagel. "The design and performance of three-line microstrip couplers." *IEEE Transactions on Microwave Theory and Techniques* 24, no. 10 (1976): 631-640.
- [30.] Yeo, Junho, Yoonjae Lee, and Raj Mittra. "Wideband slot antennas for wireless communications." *IEE Proceedings-Microwaves, Antennas and Propagation* 151, no. 4 (2004): 351-355.
- [31.] Ammann, Max, and ZhiNing Chen. "A wide-band shorted planar monopole with bevel." *IEEE Transactions On Antennas And Propagation, Vol. 51, No. 4, April (2003)*: 20.
- [32.] Garg, Ramesh, Prakash Bhartia, Inder J. Bahl, and Apisaklttipiboon. *Microstrip antenna design handbook*. Artech house, 2001.
- [33.] Werner, Douglas H., and Raj Mittra. *Frontiers in electromagnetics*. John Wiley and Sons Inc., 1999.
- [34.] Sainati, Robert A. *CAD of microstrip antennas for wireless applications*. Artech House, Inc., 1996.
- [35.] Zurcher, Jean-Francois, and Fred E. Gardiol. *Broadband patch antennas*. Norwood, MA: Artech House, 1995.
- [36.] Gardiol, Fred E., Freddy Gardiol, Freddy Gardiol, PhysicienIngénieur, Argentine Suisse, Freddy Gardiol, Physicist Engineer, and Argentina Switzerland. *Microstrip circuits*. New York: Wiley, 1994.
- [37.] Gordon, Gary D., and Walter L. Morgan. "Principles of communications satellites (Book)." *New York: John Wiley & Sons, Inc, 1993*. (1993)